

INSTRUCTIONS



IMPORTANT

Before using your LampLust Anthea Mini Holographic Stars Lanterns, please make sure that you carefully read through these instruction sheets.

NOTE: The important safeguards and instructions that appear in this manual are not meant to cover all possible conditions and situations that may occur. It must be understood that common sense, caution and care are factors that can't be built into any product. This approach must be used by the person(s) caring for and operating the lanterns.


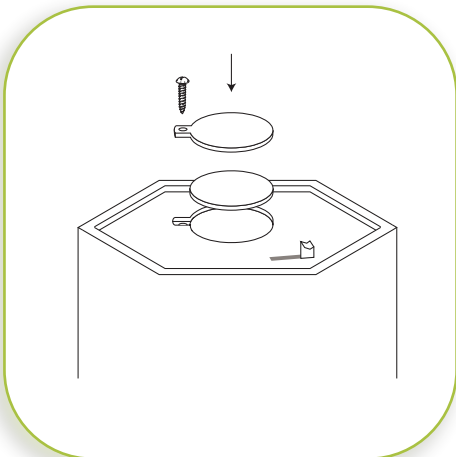
GENERAL INFORMATION

Battery installation should only be performed by an adult. Only batteries of the same or equivalent type as recommended should be used. Battery leakage can cause corrosion and damage to this product so please remove non-functioning batteries immediately. Remove the batteries from product during long periods of non-use.

DO NOT DISPOSE OF IN FIRE. Please dispose at your local recycling facility.

STEP BY STEP INSTRUCTIONS

Before using your lanterns, remove the battery tab from the battery compartment (located on the bottom of the lantern), thereby activating the battery.



MODEL NO.

LC003134

LC003947

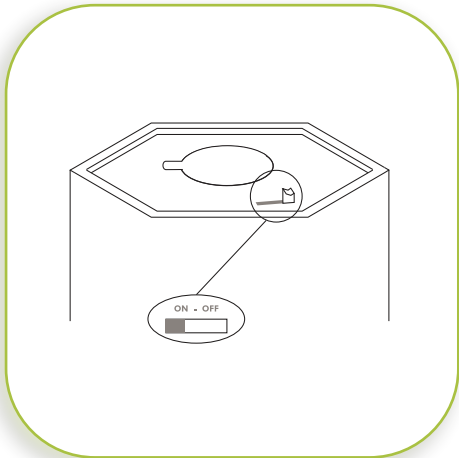
WHAT WE PROVIDE

- 6 x Mini Holographic Stars Lanterns
- 6 x CR2032MAX Batteries (1 Per Lantern)

BATTERY INSTALLATION

Each lantern works with 1 x CR2032MAX battery (included). The battery compartment is located on the bottom of the lanterns. Battery should be inserted with the correct polarity as indicated (+/-) and battery compartments secured before use.

INSTRUCTIONS



2

SWITCH OPTIONS

The ON/OFF switch is located on the bottom of the lantern, below the battery compartment. Once the switch is turned to the "ON" position the lantern will stay on until the switch is manually turned to "OFF".

WARNING

- **INGESTION HAZARD:** This product contains a button cell or coin battery.
- **DEATH** or serious injury can occur if ingested.
- A swallowed button cell or coin battery can cause **Internal Chemical Burns** in as little as **2 hours**.
- Keep new and used batteries **OUT OF REACH OF CHILDREN**.
- **Seek immediate medical attention** if a battery is suspected to be swallowed or inserted inside any part of or body.

