



IMPORTANT

Before using your Infinity Wick Outdoor Candles, please make sure that you carefully read through these instruction sheets.

NOTE: The important safeguards and instructions that appear in this manual are not meant to cover all possible conditions and situations that may occur. It must be understood that common sense, caution and care are factors that can't be built into any product. This approach must be used by the person(s) caring for and operating the candles.



GENERAL INFORMATION

DO NOT attempt to replace or repair any damaged parts of the candle.

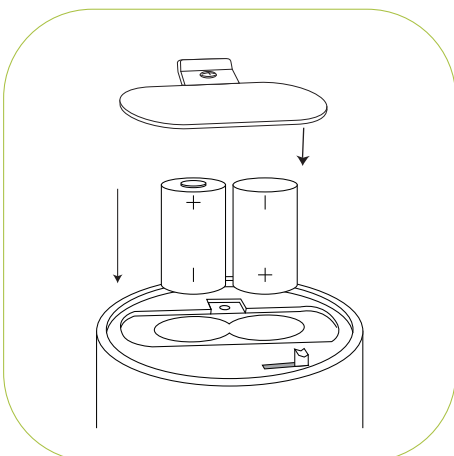
After use, ensure the candles are clean and dry before storage.

Only batteries of the same or equivalent type as recommended should be used. Battery leakage can cause corrosion and damage to this product so please remove non-functioning batteries immediately. Remove the batteries from product during long periods of non-use.

DO NOT DISPOSE OF IN FIRE. Please dispose at your local recycling facility.

STEP BY STEP INSTRUCTIONS

Before turning on your candles, insert 2 C batteries (not included) into the battery compartment.



1

WHAT WE PROVIDE

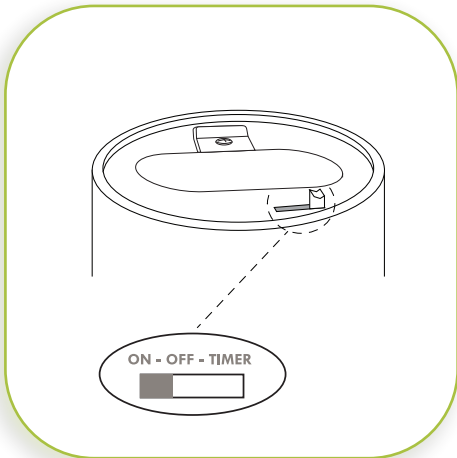
- Two Infinity Wick Outdoor Candles in Ivory - 1 x 4"x6", 1 x 4"x8"
- 6 Button Remote Control

WHAT YOU NEED

- 4 x C Batteries (2 per Candle)

BATTERY INSTALLATION

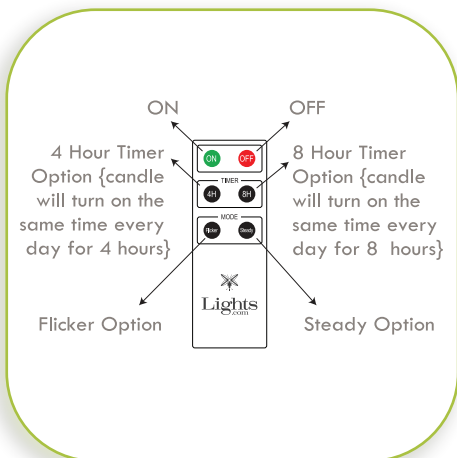
The candle works with 2 x C batteries. The battery compartment is located on the bottom of the candle. To install new batteries, unscrew the panel on the bottom. Batteries should be inserted with the correct polarity as indicated (+/-) and battery compartments secured before use.



2

SWITCH OPTIONS

The ON/OFF/TIMER switch is located on the bottom of the candle, below the battery compartment. To use the timer mode, move the switch to "TIMER" at your desired time. The timer will remain on for 6 hours and will turn on and off at the same time each day once set. To maximize battery life, manually turn off the candle at the switch during long periods of non-use.



3

REMOTE FUNCTIONS

The candle can also be controlled with the included remote control. The candle switch must be turned to "ON" in order for the remote control to function.

! WARNING

- **INGESTION HAZARD:** This product contains a button cell or coin battery.
- **DEATH** or serious injury can occur if ingested.
- A swallowed button cell or coin battery can cause **INTERNAL CHEMICAL BURNS** in as little as **2 HOURS**.
- Keep new and used batteries **OUT OF REACH OF CHILDREN**.
- **SEEK IMMEDIATE MEDICAL ATTENTION** if a battery is suspected to be swallowed or inserted inside any part of the body.